

SWEEPER-S

Sweeper-S combines together all advantages of the Sweeper model and new engineering solutions.

Redesigned housing is huge advantage among other turnstiles in speed gates series. The width of one side housing is just 11 cm both for side, middle, normal and even wide lanes, which makes it the slimmest and the most sophisticated model on the security market. Sweeper-S model is the most appropriate choice for any modern building with the limited space environment and high aesthetic demands.



SWEEPER-S MODEL WITH SPACE SAVING CABINET (110 mm) IS THE SLIMMEST AND MOST SOPHISTICATED MODEL

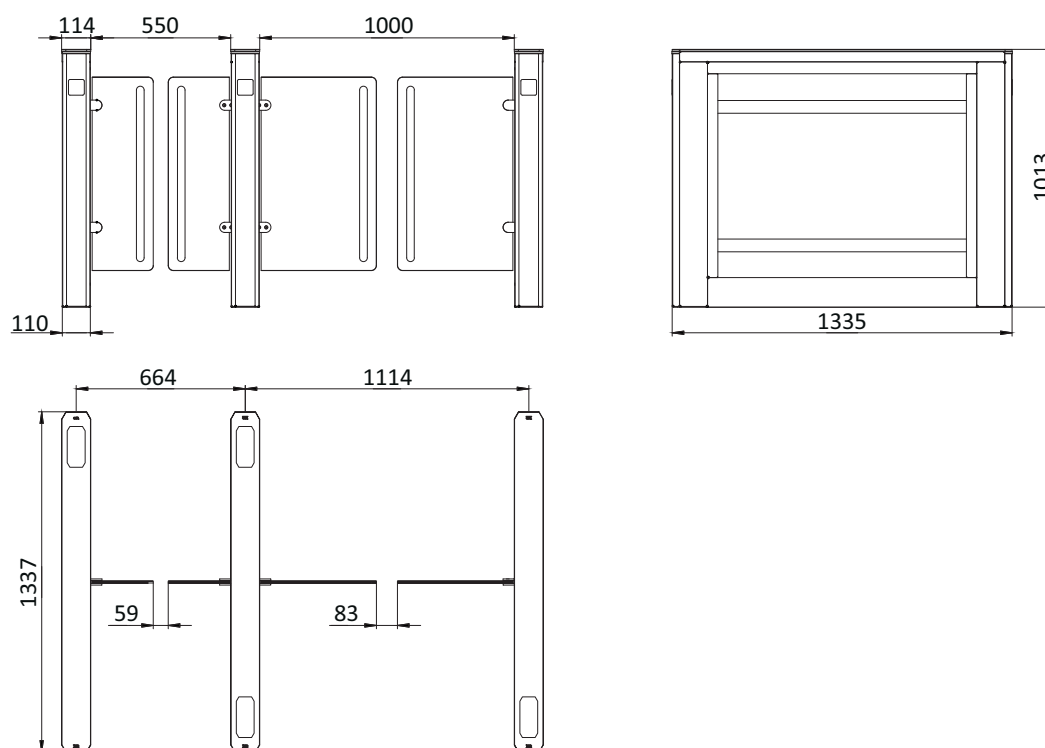


Key features:

- BMDrive® - a reliable mechanism with a powerful BLDC gear motor ensures long term maintenance-free operation.
- The speed gate is equipped with the smart self-diagnosing system.
- An innovative controller with an OLED display and buttons for easy setup and configuration without special programmers.
- Digital control of force and leaf speed in combination with safety sensors prevent a person from being struck by a leaf, even in case of an unauthorized passage.
- The sensor system allows detecting the passage of a person with luggage, or arranging a free exit without the need for identification.
- Elegant cabinets are equipped with integrated LED lighting showing access status and card reader area.
- The same dimensions of cabinet for normal (550 mm) and wide lane (900 mm).
- The ability to customize housing design and top lid.
- Low power consumption.
- Can be integrated with any type of access control systems.
- A wired remote control panel in standard kit.
- In case of power failure, leaves could be opened manually (fail-safe).




TECHNICAL SPECIFICATIONS

Model	Sweeper-S 550	Sweeper-S 1000
Cabinet width, mm	110	
Cabinet length, mm	1337	
Cabinet height, mm	1013	
Passage width, mm	550	1000
Opening/closing time, sec	0,7	1,0
Mechanism	BMDrive® servodrive (BLDC)	
Blocking system	PinLock®	
Emergency mode (fire-alarm)	Free entry/exit (leaves are opened automatically)	
Power fail	Fail safe (gates could be opened manually — standard)	
MCBF, cycles	5 000 000	
MTTR, min	< 25	
Electrical Specifications:		
Maximum power consumption, W	160	
Voltage	From the AC (100-240)V, 50/60Hz; from a DC source 12 V	
Indication	DotLights®, RFIDLights®, EdgeLights®	
Finishing		
Standard housing	Brushed SS AISI 304	
Available housing	Brushed SS AISI 316; Polished SS AISI 304; Polished SS AISI 316; Powder coated RAL	



Specifications are subject to change without prior notice



 www.tiso.global
 +380 (44) 291-21-11
 sales@tiso.global



STANDARD FEATURES



LED INDICATIONS

Introducing our RFIDLight® and DotLight® features, designed to captivate attention and enhance user experience:

RFIDLight®: Illuminates card reader area.
DotLight®: Displays access status.



CONTROL PANEL

Included in the standard set, our wired control panel offers versatile functionality: Facilitates single passage and free passage modes. Enables access blocking and activation of the anti-panic function.



SAFETY SENSORS, ANTI-TAILGATING FUNCTION

Our high-precision sensors excel in identifying unauthorized passage, effectively preventing tailgating by detecting two or more individuals. Additionally, our safety sensors ensure secure passage for individuals with luggage or trolleys, ensuring gates remain open until the passage is completed.



UPS FUNCTION

Introducing our advanced UPS system, seamlessly integrated to automatically switch power to the backup battery during outages. This ensures uninterrupted functionality of our speed gate, empowering you to utilize all features even in the event of a power failure.



EDGELIGHTS®

Impressive illumination of the glass housing can be in three colors (standard), marking the status of passage: blue - standby mode; green - access authorized; red - access denied.



PLACE FOR RFID INSTALLATION

RFID installation space included in standard speedgate configuration.




www.tiso.global

+380 (44) 291-21-11

sales@tiso.global



ADDITIONAL OPTIONS /




PATTERN APPLICATION

Customize your speed gates with unique signatures, patterns, logos, and more, seamlessly placed on the leaves, housing, or top lid for a distinctive touch.



MP3 AUDIO MODULE

Enjoy a comprehensive audio signaling system for various gate events: access / authorised access / closing / opening / alarm.




FOOTPRINT ILLUMINATION

Illuminate the footprint of the speed gate housing with LED lighting. Customize the color of the light to suit your preferences.




INTEGRATION OF CUSTOMISED ACS

Seamless integration of various access control systems upon request, including RFID devices, coin acceptor push buttons, fingerprint scanners, face recognition, barcode readers, and QR code readers.



TWIC WIRELESS CONTROL PANEL

TiSO TWIC offers remote control for multiple lines of turnstiles. With its space-saving 10" touchscreen display, it can be conveniently placed at reception desks or within security control areas.



DYNAMIC LIGHTING

Additional illumination of the top lid and the end front side of cabinet of the speed gate can be integrated. Any colour can be chosen up on your request. That will give additional elegance to your project.



CARD COLLECTOR INTEGRATION

Integration of automatic card collector directly into the speed gate housing is possible.



PASS COUNTER

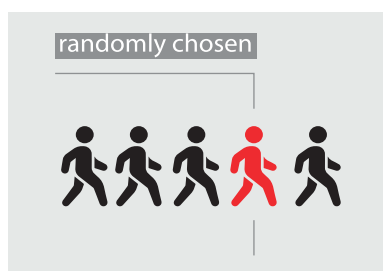
Automatically counts the number of passes for efficient tracking and management.



EXIT BUTTON

Introducing a convenient touch-free button option for organizing exits effortlessly.

ADDITIONAL OPTIONS /




RANDOMISER

This mechanism autonomously selects individuals for verification without human intervention, ensuring impartiality.



RFID READERS T-PROX MINI

The reader is compatible with 125 kHz cards, Mifare, Mifare Plus, as well as mobile credentials U-Prox ID via NFC and 2.4 GHz radio.



MOBILE PLATFORM

Enables rapid temporary installation of the speed gate, ideal for areas where floor drilling is not possible.



SUPER CAPASITOR

Ensure uninterrupted operation with our free power package, enabling emergency automatic one-time opening of the speed gate.



JUMPING OVER TOP LEAD ALARM

Weight sensors detect impacts over 10 kg on the top lid and trigger an alarm.



ALARM BUZZER

Audible alarm activated upon unauthorized access.