


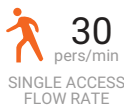
XGATE-TS

XGate- TS are advanced automatic swing gates equipped with innovative BMDrive® servo-drive (BLDC) motors. This technology ensures the accuracy and stability of the movement, reducing the energy consumption.

XGate- TS can rotate both clockwise and counter-clockwise by 90°, making them versatile and adaptable to a variety of applications. The ToothLock® locking system ensures that the gate leaf is securely held in the open or closed position, guaranteeing safety and stability.



INNOVATIVE SWING GATE MODEL WITH MOTION SENSORS



Key features:

- Solution for disabled and trolley access;
- Appropriate addition to other turnstiles;
- Steadfast housing suitable for high traffic areas;
- Can be integrated with any type of access control systems;
- Perfect fusion of affordability and high quality;
- Left hand, right hand and double-sided opening are available;
- Fast and durable leaf locking system ToothLock® works in two modes HiSecurity and LowNoise;
- The safety function of locking system BMDrive® prevents the glass leaf breaking in case of vandalism;
- Compatible with ramped base mobile platform (tiso frame-m);
- Extensive array of accessories for customization;
- Wired remote control included in standard kit;
- Fail-safe;
- Low power consumption.

Technical Specifications:

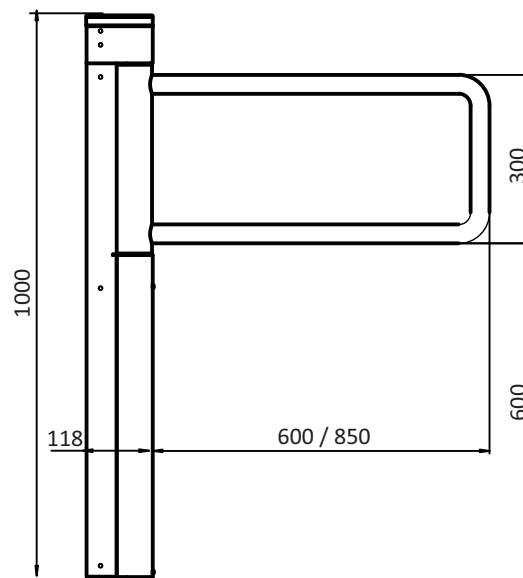
Model	XGate-TS 650	XGate-TS 900
Passage width, mm	650	900
Opening/closing time, sec	2,5	3,5
Mechanism	BMDrive® servodrive (BLDC)	
Blocking system	ToothLock®	
Operation mode	CW (90°) and CCW (90°)	
Emergency mode	Free exit/entry (gate is opening automatically)	
Power fail	Fail safe (gate could be opened manually — standard)	
MCBF, cycles	10 000 000	
MTTR, min	< 25	

Electrical Specifications:

Maximum power consumption, W	60
Voltage	From the AC (100-240)V, 50/60Hz; from a DC source 12 V

Finishing

Standard housing	Brushed SS AISI 304
Available housing	Brushed SS AISI 316; Polished SS AISI 304; Polished SS AISI 316; Powder coated RAL




Specifications are subject to change without prior notice.

STANDARD FEATURES



UPS FUNCTION

Introducing our advanced UPS system, seamlessly integrated to automatically switch power to the backup battery during outages. This ensures uninterrupted functionality of our speed gate, empowering you to utilize all features even in the event of a power failure.




POWER SUPPLY UNIT

Operates in a wide voltage range: 88 - 264 VAC (47 - 63 Hz). A reliable power supply unit is included to the standard set of the turnstile and guarantees reliable and maintenance-free operation of the turnstile in any country worldwide.



CONTROL PANEL

Included in the standard set, our wired control panel offers versatile functionality: Facilitates single passage and free passage modes. Enables access blocking and activation of the antipanic function.



TOP LED INDICATION

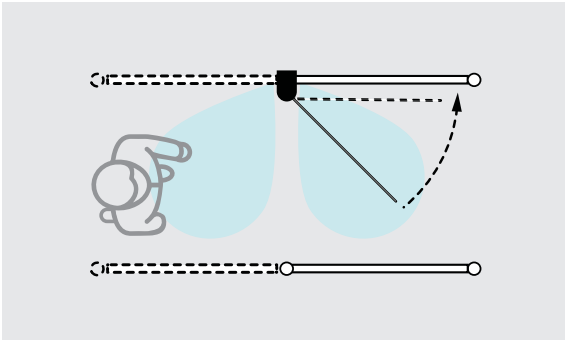
LED lighting indicates whether the gate is open or closed, enhancing both aesthetics and functionality. This ensures user convenience by providing visual cues about passage accessibility.



BI-DIRECTIONAL

Enables the gate to support access control in both directions, allowing for seamless entry and exit from the secured area.

OPTIONAL FEATURES



MICROWAVE MOTION RADAR/ SAFETY DETECTOR

Designed to detect movement with high precision. Featuring advanced microwave technology, it ensures reliable operation and prevents unauthorized access, making it essential for maintaining the safety and security of your property.



TWIC WIRELESS CONTROL PANEL

TWIC offers remote control for multiple lines of turnstiles. With its space-saving 10" touchscreen display, it can be conveniently placed at reception desks or within security control areas.



SERVICE CONTROL PANEL

It is essential for configuring XGATE and servicing the BMDrive controller. It ensures seamless operation and maintenance, providing an efficient interface for adjustments and diagnostics.



RAMPED BASE PLATFORM

Ensures quick temporary gate installation. As well as can be installed in areas where it is impossible to drill the floor.



ENCLOSURE


It enhances safety by restricting access, especially for pets and children, and adds a stylish finish to your property.

OPTIONAL FEATURES



ALARM BUZZER

Audible alarm activated upon unauthorized access.



DIRECTIONAL SIGN

The blue arrow indicates entry, while the red prohibition sign on the opposite side restricts passage. By adding this feature, you will make navigation on your premises more intuitive.



POST FOR READER (Ø51 mm)

Designed to securely mount access control readers. This post ensures easy installation and provides a stable platform, enhancing the functionality and security of your gates.



POST FOR READER (Ø154 mm)

Designed to securely mount access control readers and show status indication with LED lights (Red Cross/Green Arrow). This post ensures secure mounting for access control readers and provides clear, visual status signals for enhanced functionality and security.



POST FOR READER (Ø204 mm)

Featuring a sleek black tempered glass top lid and LED status indication lights (Red Cross/Green Arrow). This post provides secure mounting for access control readers and clear visual signals for improved functionality and security.



POST WITH CARD COLLECTOR (Ø204 mm)

Featuring a sleek black tempered glass top lid and LED status indication lights (Red Cross/Green Arrow). This post ensures efficient card collection and provides clear visual signals for enhanced security and functionality.