

ONYX-GS

Ergonomic design of the servo-driven gate Onyx-GS with smooth curves of the case is an excellent solution for installation together with tripod turnstiles of the Onyx series. Access control in both directions is carried out by turning the leaf in 90° automatically by BMDrive® mechanism (no need to push).

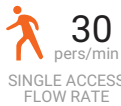
The gate is blocked in the closed position of the mechanism. Onyx-GS has glass leaf. Sizes of the leaf may be increases for access of carts and oversized loads. When the power is goes off, the gate unlocks to free the passage (fail-safe), that's why such solution is appropriate for emergency exit.



COMBINE SLEEK, ERGONOMIC DESIGN WITH ROBUST ENGINEERING



PASSAGE WIDTH



SINGLE ACCESS FLOW RATE



FREE ACCESS FLOW RATE



OPENING / CLOSING



PROTECTIVE LEVEL



BI-DIRECTIONAL



ACCESS CONTROL SYSTEM



MANUAL CONTROL

Key features:

- Solution for disabled and trolley access;
- Appropriate addition to other Onyx TiSO turnstiles;
- Steadfast housing suitable for high traffic areas;
- Can be integrated with any type of access control systems;
- Perfect Fusion of Affordability and High Quality;
- Left hand, right hand and double-sided opening are available;
- Fast and durable leaf locking system ToothLock® works in two modes HiSecurity and LowNoise;
- Gate housing could be adapted for both indoor and outdoor installations;
- The safety function of locking system BMDrive® prevents the glass leaf breaking in case of vandalism;
- Compatible with Ramped Base Mobile Platform (TiSO Frame-M);
- Extensive Array of Accessories for Customization;
- Wired Remote Control Included in Standard Kit;
- Fail-safe;
- Low Power Consumption.

Technical Specifications:

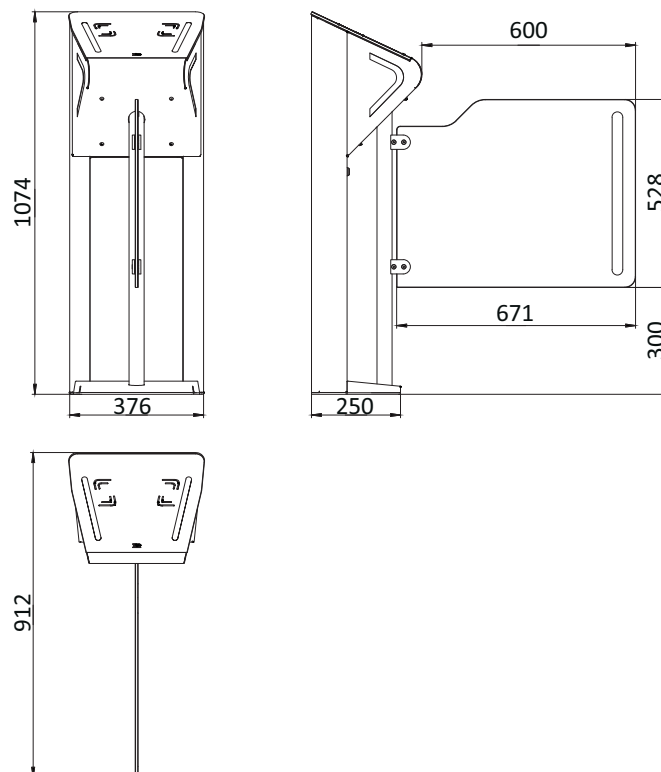
Model	Onyx-GS 650	Onyx-GS 900
Width, mm	910	1145
Length, mm	376	
Height, mm	1075	
Passage width, mm	650	900
Opening/closing time, sec	1,5	2,5
Mechanism	BMDrive® servodrive (BLDC)	
Blocking system	ToothLock®	
Operation mode	CW (90°) and CCW (90°)	
Emergency mode	Free exit/entry (gate is opening automatically)	
Power fail	Fail safe (gate could be opened manually — standard)	
MCBF, cycles	10 000 000	
MTTR, min	< 25	

Electrical Specifications:

Maximum power consumption, W	60
Voltage	From the AC (100-240)V, 50/60Hz; from a DC source 12 V


Finishing

Standard housing	Brushed SS AISI 304
Available housing	Brushed SS AISI 316; Polished SS AISI 304; Polished SS AISI 316; Powder coated RAL



Specifications are subject to change without prior notice.

STANDARD FEATURES



POWER SUPPLY UNIT

Operates in a wide voltage range: 88 - 264 VAC (47 - 63 Hz). A reliable power supply unit is included to the standard set of the turnstile and guarantees reliable and maintenance-free operation of the turnstile in any country worldwide.



UPS FUNCTION

Introducing our advanced UPS system, seamlessly integrated to automatically switch power to the backup battery during outages. This ensures uninterrupted functionality of our speed gate, empowering you to utilize all features even in the event of a power failure.




CONTROL PANEL

Included in the standard set, our wired control panel offers versatile functionality: Facilitates single passage and free passage modes. Enables access blocking and activation of the antipanic function.



PLACE FOR RFID INSTALLATION

Bright and attention-grabbing RFIDLight® (LED light of card reader area). Place for RFID installation is provided in the standard configuration of the tripod turnstile.



BI-DIRECTIONAL

Enables the gate to support access control in both directions, allowing for seamless entry and exit from the secured area.



SIDE AND TOP LANE LIGHT INDICATORS

Two side dynamic as well as top RGB LED status displays.

OPTIONAL FEATURES



RFID READERS T-PROX MINI

Reader operates with 125 kHz cards, Mifare, Mifare Plus and mobile credentials U-Prox ID over NFC and over 2.4 GHz radio.



SUPER CAPASITOR

Ensure uninterrupted operation with our free power package, enabling emergency automatic one-time opening of the gates.



TWIC WIRELESS CONTROL PANEL

TWIC offers remote control for multiple lines of turnstiles. With its space-saving 10" touchscreen display, it can be conveniently placed at reception desks or within security control areas.



PATTERN APPLICATION

Customize your speed gates with unique signatures, patterns, logos, and more, seamlessly placed on the leaves, housing, or top lid for a distinctive touch.

OPTIONAL FEATURES



INTEGRATION OF CUSTOMISED ACS

Seamless integration of various access control systems upon request, including RFID devices, coin acceptor push buttons, fingerprint scanners, face recognition, barcode readers, and QR code readers.



POST WITH CARD COLLECTOR Ø 204 mm

Featuring a sleek black tempered glass top lid and LED status indication lights (Red Cross/Green Arrow). This post ensures efficient card collection and provides clear visual signals for enhanced security and functionality.



RAMPED BASE PLATFORM

Ensures quick temporary gate installation. As well as can be installed in areas where it is impossible to drill the floor.



ALARM BUZZER

Audible alarm activated upon unauthorized access.



LED INDICATIONS AT THE TOP OF THE TUBE

This feature provides clear visual feedback at the top of the tube, ensuring quick and easy status recognition for optimal safety and convenience.