

GATE-GSH

Gate-GSH is automatic swing gate with a glass leaf. Along with standard dimensions, width and height of a glass swing leaf can be enlarged. Automatic gate system includes all the features and functionality as listed below.

SWING GATES



ELEGANT, LIGHT AND MINIMALISTIC PART OF ACCESS CONTROL SYSTEM



PASSAGE
WIDTH



PROTECTIVE LEVEL



PASSAGE
FOR DISABLED



MOTORIZED



BI-DIRECTIONAL



ACCESS CONTROL
SYSTEM



MANUAL
CONTROL

Key features:

- Solution for disabled and trolley access;
- Appropriate addition to other TiSO turnstiles (waist-height and full-height);
- Steadfast housing suitable for high traffic areas;
- Can be integrated with any type of access control systems;
- Perfect Fusion of Affordability and High Quality;
- Left hand, right hand and double-sided opening are available;
- Gate housing could be adapted for both indoor and outdoor installations;
- Compatible with Ramped Base Mobile Platform (TiSO Frame-M);
- Extensive Array of Accessories for Customization;
- Wired Remote Control Included in Standard Kit;
- Fail-safe;
- Low Power Consumption.

Technical Specifications:

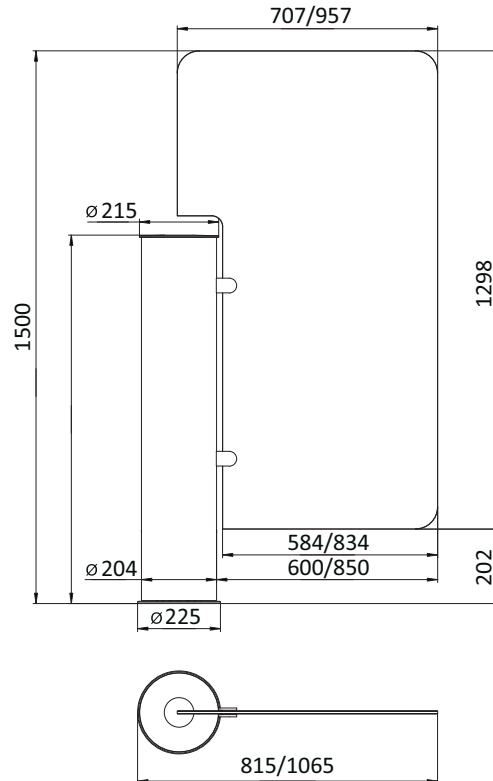
Model	Gate-GSH 650	Gate-GSH 900
Width, mm	815	1065
Length, mm	225	
Height, mm	1500	
Passage width, mm	650	900
Mechanism	Servo-driven	
Blocking system	Single electromagnetic brake	
Operation mode	CW (100°) and CCW (100°)	
Emergency mode	Free exit/entry (gate is opening automatically)	
Power fail	Fail safe (gate could be opened manually — standard)	
MCBF, cycles	5 000 000	
MTTR, min	< 25	

Electrical Specifications:

Maximum power consumption, W	55
Voltage	From the AC (100-240)V, 50/60Hz; from a DC source 12 V

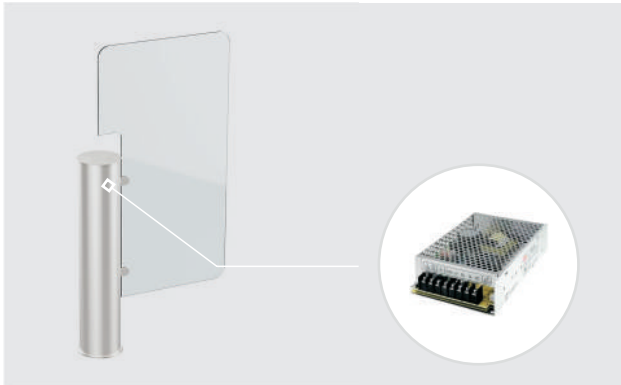
Finishing

Standard housing	Brushed SS AISI 304
Available housing	Brushed SS AISI 316; Polished SS AISI 304; Polished SS AISI 316; Powder coated RAL



Specifications are subject to change without prior notice.

STANDARD FEATURES



POWER SUPPLY UNIT

Operates in a wide voltage range: 88 - 264 VAC (47 - 63 Hz). A reliable power supply unit is included to the standard set of the turnstile and guarantees reliable and maintenance-free operation of the turnstile in any country worldwide.




UPS FUNCTION

Introducing our advanced UPS system, seamlessly integrated to automatically switch power to the backup battery during outages. This ensures uninterrupted functionality of our speed gate, empowering you to utilize all features even in the event of a power failure.



CONTROL PANEL

Included in the standard set, our wired control panel offers versatile functionality: Facilitates single passage and free passage modes. Enables access blocking and activation of the antipanic function.



BI-DIRECTIONAL

Enables the gate to support access control in both directions, allowing for seamless entry and exit from the secured area.

OPTIONAL FEATURES



IP 54 - OUTDOOR INSTALLATION

The high level of IP 54 guarantee smoothly operation outdoor: under a temperature range changes, the impact of moisture and dust, etc. Power supply unit without UPS function.




TWIC WIRELESS CONTROL PANEL

TWIC offers remote control for multiple lines of turnstiles. With its space-saving 10" touchscreen display, it can be conveniently placed at reception desks or within security control areas.



RFID READERS T-PROX MINI

Reader operates with 125 kHz cards, Mifare, Mifare Plus and mobile credentials U-Prox ID over NFC and over 2.4 GHz radio.



HEATING

Heating option is advised for climates with temperatures below -10°C.



SUPER CAPASITOR

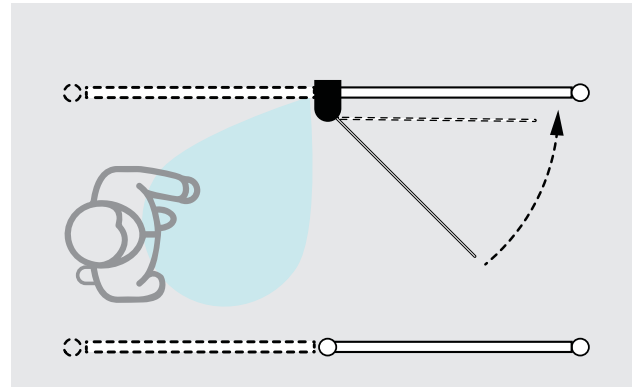
Ensure uninterrupted operation with our free power package, enabling emergency automatic one-time opening of the gates.

OPTIONAL FEATURES



PATTERN APPLICATION

Customize your speed gates with unique signatures, patterns, logos, and more, seamlessly placed on the leaves, housing, or top lid for a distinctive touch.



MICROWAVE MOTION RADAR

Designed to detect movement with high precision. Featuring advanced microwave technology, it ensures reliable operation and prevents unauthorized access, making it essential for maintaining the safety and security of your property.



ENCLOSURE

It enhances safety by restricting access, especially for pets and children, and adds a stylish finish to your property.



RAMPED BASE PLATFORM

Ensures quick temporary gate installation. As well as can be installed in areas where it is impossible to drill the floor.

OPTIONAL FEATURES



POST FOR READER (Ø 51 mm)

Designed to securely mount access control readers. This post ensures easy installation and provides a stable platform, enhancing the functionality and security of your gates.



POST FOR READER (Ø 154 mm)

Designed to securely mount access control readers and show status indication with LED lights (Red Cross/Green Arrow). This post ensures secure mounting for access control readers and provides clear, visual status signals for enhanced functionality and security.



POST FOR READER (Ø 204 mm)

Featuring a sleek black tempered glass top lid and LED status indication lights (Red Cross/Green Arrow). This post provides secure mounting for access control readers and clear visual signals for improved functionality and security.



POST WITH CARD COLLECTOR (Ø 204 mm)

Featuring a sleek black tempered glass top lid and LED status indication lights (Red Cross/Green Arrow). This post ensures efficient card collection and provides clear visual signals for enhanced security and functionality.



LED INDICATIONS AT THE TOP OF THE TUBE

This feature provides clear visual feedback at the top of the tube, ensuring quick and easy status recognition for optimal safety and convenience.