

SESAME BASIC-S

FULL HEIGHT TURNSTILE

Sesame Basic-S is a one-lane type of full height turnstile gate. It ensures vandal proof security level to large variety of possible applications: stadiums, factories, parks, premises with highest security requirements etc. Strength and durability is granted by robust fully welded design. On the other hand, attractive for shipment assembly modification of automatic barrier gate is also available.



FULL-HEIGHT TURNSTILE SERIES GUARANTEES

FULL PROTECTION OF THE TERRITORY

 X: 515
Y: 615
mm
PASSAGE
WIDTH

 20
pers/min
SINGLE ACCESS
FLOW RATE

 30
pers/min
FREE ACCESS
FLOW RATE

 IP 54-65*
PROTECTIVE LEVEL

 BI-DIRECTIONAL

 ACCESS CONTROL
SYSTEM




 MANUAL
CONTROL

Key features:

- Highest security level, which can make stricter force control than other type of turnstiles
- Low noise system operation
- Successful combination of affordable price and high quality
- Steadfast housing suitable for high traffic areas
- The ability to customize housing design and top lid
- Low power consumption
- Can be integrated with any type of access control systems
- Wired remote control panel in standard kit
- In case of power failure, rotor locked in both directions (fail secure)

*optional



 www.tiso.global
 +380 (44) 291-21-11
 sales@tiso.global



Technical Specifications:

Model	Sesame Basic-S X-rotor	Sesame Basic-S Y-rotor
Cabinet width, mm	1420	1420
Cabinet length, mm	1175	1170
Cabinet height, mm	2155	
Passage width, mm	615	
Mechanism	SafeLock-EM	
Blocking system	Two electromechanical stop catches	
Emergency mode	Free pass in both directions	
Power fail	Fail safe (standard) Fail secure (option)	
Construction features	Disassembled	
MCBF, cycles	10 000 000	
MTTR, min	< 25	

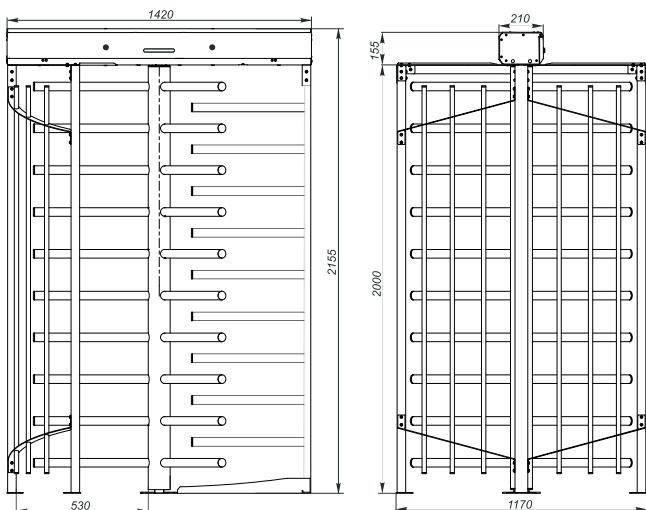
Electrical Specifications:

Maximum power consumption, W	160
Voltage	From the AC (100-240)V, 50/60Hz; from a DC source 12 V

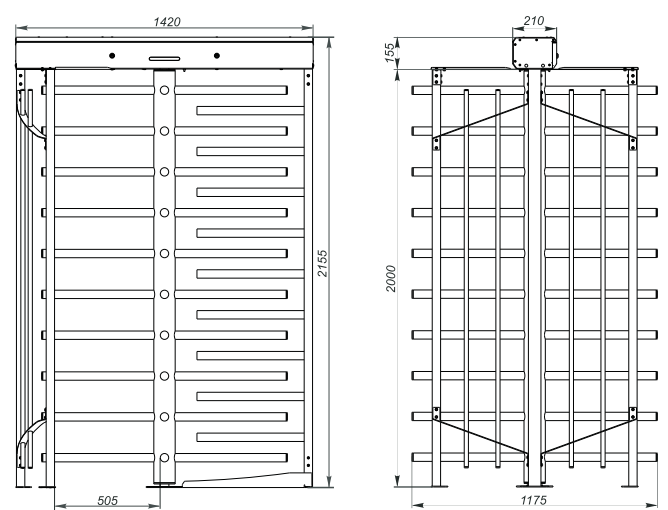
Finishing

Standard housing	Brushed SS AISI 304
Available housing	Brushed SS AISI 316; Polished SS AISI 304; Polished SS AISI 316; Powder coated RAL

Sesame Basic-S Y-type






Sesame Basic-S X-type




Specifications are subject to change without prior notice.



 www.tiso.global
 +380 (44) 291-21-11
 sales@tiso.global



STANDARD FEATURES



POWER SUPPLY UNIT

Operates in a wide voltage range: 88 - 264 VAC (47 - 63 Hz). A reliable power supply unit is included to the standard set of the turnstile and guarantees reliable and maintenance-free operation of the turnstile in any country worldwide.



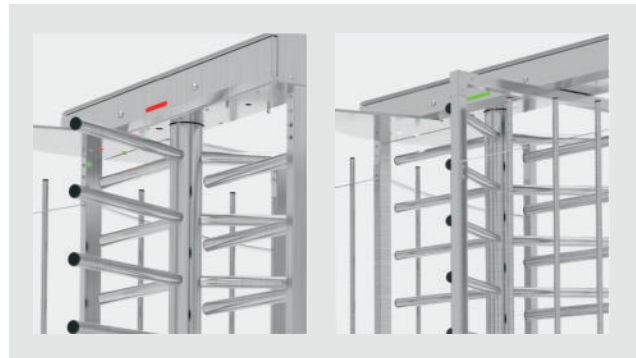
CONTROL PANEL

The wired control panel goes in a standard set. Allows to implement a single passage, a free passage, as well as blocks an access and activates the anti-panic function.



UPS FUNCTION

Introducing our advanced UPS system, seamlessly integrated to automatically switch power to the backup battery during outages. This ensures uninterrupted functionality of our turnstile, empowering you to utilize all features even in the event of a power failure. Battery not included.

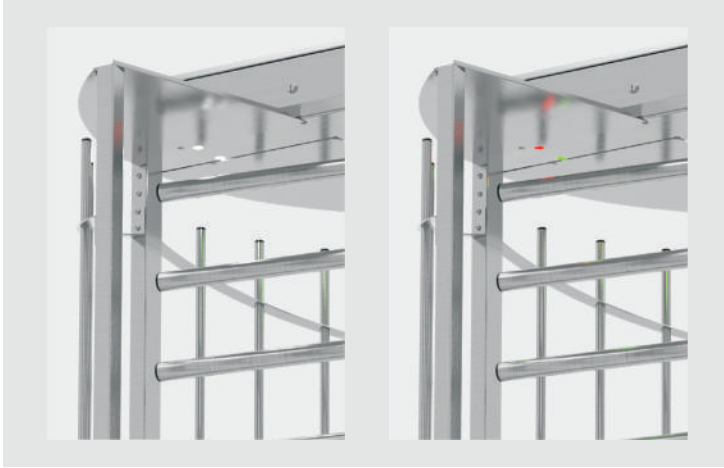


LED INDICATIONS

LED indication (red and green) built into the container to display the status of the turnstile.



STANDARD FEATURES



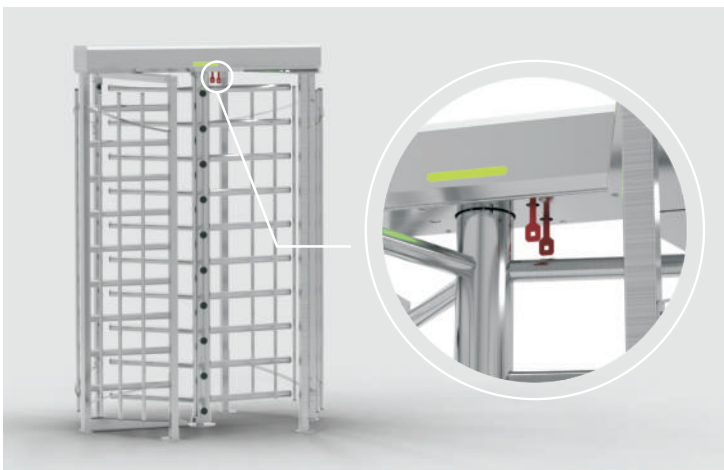
LED LIGHTING OF THE PASSAGE

Two LED modules built into the canopy to illuminate the passage area and show the status of the turnstile. Dual mode of passage lighting is an option and can be closed by the customer: red/green or white.



ROTOR FIXATION WITH CLOSER

The SafeLock-EM mechanism is notable for its reliability and efficiency. It allows for manual rotor rotation with fixation by the closer, ensuring stable operation of the turnstile. Additionally, the mechanism is housed in a compact container, reducing the overall size of the construction.




MANUAL OVERRIDE KEY

The emergency override key for the turnstile is intended to manually unlock the turnstile in case of emergencies or power failure.

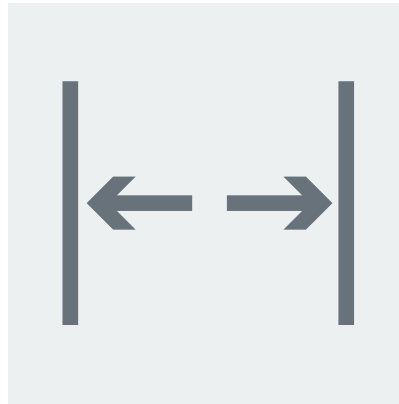


OPTIONAL FEATURES



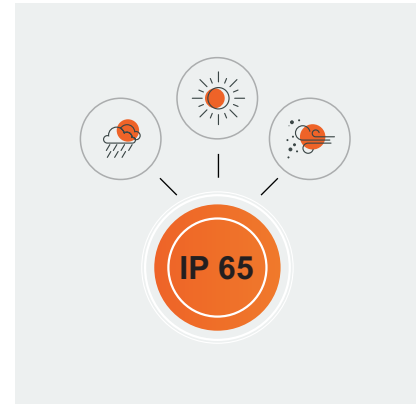
TWIC WIRELESS CONTROL PANEL

TiSO TWIC wireless control panel has space saving 10" touch screen display and can be located at a reception desk or within security control areas.



PASSAGE WIDTH EXPANSION

Available for full-height turnstiles up to 900 mm is available, allowing for a wider entryway to accommodate varying access needs.



IP65

The IP65 level ensures that turnstile is protected against the penetration of solid and liquid parts such as dust and water. This makes it perfect for external installation and in harsh weather conditions.



EXIT BUTTON

A convenient option that allows you to organize an exit by using a touch free button.



RANDOMIZER

This mechanism automatically randomly selects a person for verification, without the influence of the human factor.




INTEGRATION OF CUSTOMIZED ACS

Any access control systems upon request (e.g. RFID device, fingerprint, face recognition, barcode and QRcode reader).



OPTIONAL FEATURES



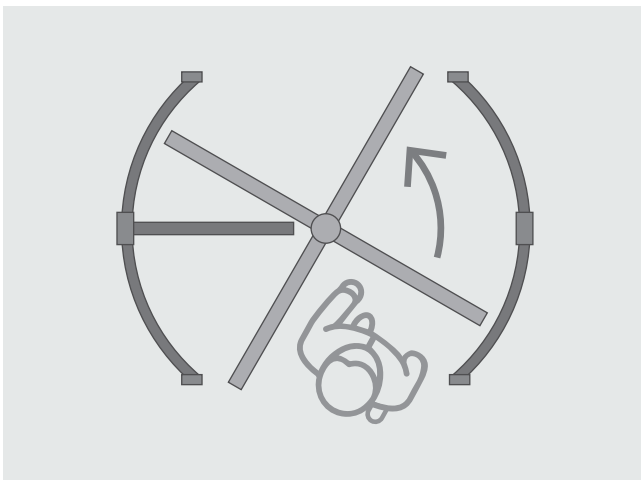
PASS COUNTER

Automatically counts the number of passes for efficient tracking and management.



EMERGENCY DOOR

A specialized exit that provides a quick and safe evacuation route in case of an emergency.



AUTOROTATION (TOUCHLESS ENTRANCE / EXIT)

This allows automatic rotation of the turnstile rotor without physical contact, in response to the approaching movement of the user. This option is for turnstiles with StrongLock-Servo and TriServo mechanisms.



RFID READERS T-PROX MINI

Reader operates with 125 kHz cards, Mifare, Mifare Plus and mobile credentials U-Prox ID over NFC and over 2.4 GHz radio.



OPTIONAL FEATURES




GROUND FRAME FOR INSTALLATION

A structure used for the reliable installation of turnstiles on various surfaces. It ensures the stability and safety of the turnstile and also facilitates its installation and dismantling.



MOBILE PLATFORM

Ensures quick temporary turnstile installation. As well as can be installed in areas where it is impossible to drill the floor.



HEATING/ COOLING OPTIONS

Heating option is advised for climates with temperatures below -10°C . And cooling is advised for climates with temperatures above $+40^{\circ}\text{C}$.



FAIL SAFE / FAIL SECURE (NO / NC)

In a fail safe system, in the event of a malfunction or power failure, the turnstile automatically opens (rotor could be easily turned) or remains in the open passage mode.

In a fail secure system, in the event of a malfunction or power failure, the turnstile remains closed or locked. You can choose the option that best suits your needs.



U-SHAPE ROTOR

U-shape Y-type (120°) rotor is applicable for all full-height turnstiles except Sesame Twin, and X-type (90°) rotor is applicable for all full-height turnstiles except Sesame Twin and Bicyclone.

