


# BICYCLONE-L

Bicyclone turnstile barrier gate designed as a combination extended passage with regular single pedestrian entry point within one full height turnstile. Extended passage ensures smoothness entry of bicycles, wheelchairs, large volume belongings and materials. Can be supplied both in fully welded or assembly (attractive for transportation) design.



## FULL-HEIGHT TURNSTILE SERIES GUARANTEES

## FULL PROTECTION OF THE TERRITORY

 Rotor: 620  
Gate: 700/900  
mm  
PASSAGE WIDTH

 20  
pers/min  
SINGLE ACCESS  
FLOW RATE

 30  
pers/min  
FREE ACCESS  
FLOW RATE

 IP 41-65\*  
PROTECTIVE LEVEL

 BI-DIRECTIONAL

 ACCESS CONTROL  
SYSTEM




 MANUAL  
CONTROL

### Key features:

- Combines a turnstile for pedestrian access with a gate for bicycles or wheelchair
- Can be supplied as fully welded or in disassembled condition which has perfect effect to transportation cost
- Low noise system operation
- Successful combination of affordable price and high quality
- Steadfast housing suitable for high traffic areas
- The ability to customize housing design and top lid
- Low power consumption
- Can be integrated with any type of access control systems
- Wired remote control panel in standard kit
- In case of power failure: fail-secure for rotor (locked in both directions) and fail-safe for gate (free access)

\*optional



 [www.tiso.global](http://www.tiso.global)  
 +380 (44) 291-21-11  
 [sales@tiso.global](mailto:sales@tiso.global)



## Technical Specifications:

Model	Bicyclone-L 700	Bicyclone-L 900
Cabinet width, mm	2315	2515
Cabinet length, mm	1170	
Cabinet height, mm	2300	
Rotor passage width, mm	620	
Gate passage width, mm	700	900
Mechanism	Servo-drive (Triservo-M)	
Blocking system	Two electromechanical stop catches	
Emergency mode	Free pass in both directions	
Power fail	Fail safe (rotor is unlocked — standard)	
Construction features	Disassembled (standard)	
MCBF, cycles	5 000 000	
MTTR, min (per pass)	< 25	

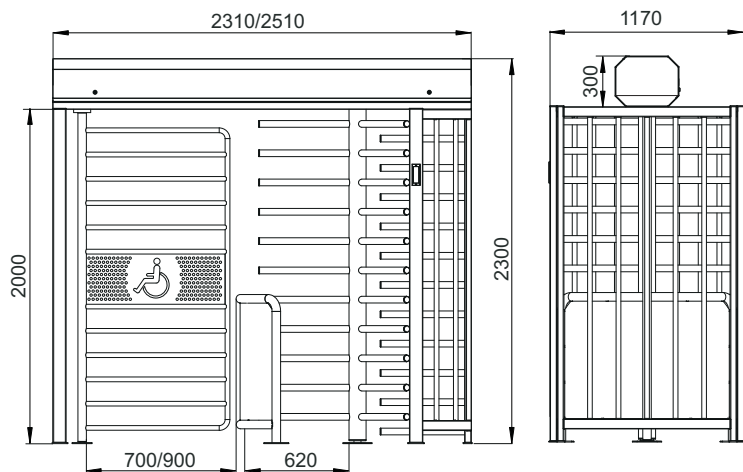
## Electrical Specifications:

Maximum power consumption, W	160
Voltage	From the AC (100-240)V, 50/60Hz; from a DC source 12 V

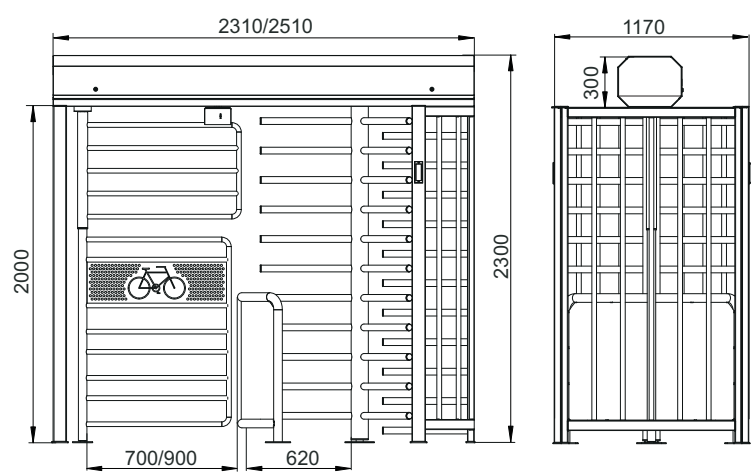
## Finishing

Standard housing	Brushed SS AISI 304
Available housing	Brushed SS AISI 316; Polished SS AISI 304; Polished SS AISI 316; Powder coated RAL

**Bicyclone-W**






**Bicyclone-B**



Specifications are subject to change without prior notice.



 [www.tiso.global](http://www.tiso.global)  
 +380 (44) 291-21-11  
 [sales@tiso.global](mailto:sales@tiso.global)



# STANDARD FEATURES



## POWER SUPPLY UNIT

Operates in a wide voltage range: 88 - 264 VAC (47 - 63 Hz). A reliable power supply unit is included to the standard set of the turnstile and guarantees reliable and maintenance-free operation of the turnstile in any country worldwide.



## CONTROL PANEL

The wired control panel goes in a standard set. Allows to implement a single passage, a free passage, as well as blocks an access and activates the anti-panic function.



## UPS FUNCTION

Introducing our advanced UPS system, seamlessly integrated to automatically switch power to the backup battery during outages. This ensures uninterrupted functionality of our turnstile, empowering you to utilize all features even in the event of a power failure. Battery not included.




## LED INDICATIONS

Introducing our RFIDLight® and DotLight® features, designed to captivate attention and enhance user experience: RFIDLight®: Illuminates card reader area. DotLight®: Displays access status.



# STANDARD FEATURES



for  
**StrongLock-Servo**

## INITIAL ROTATION

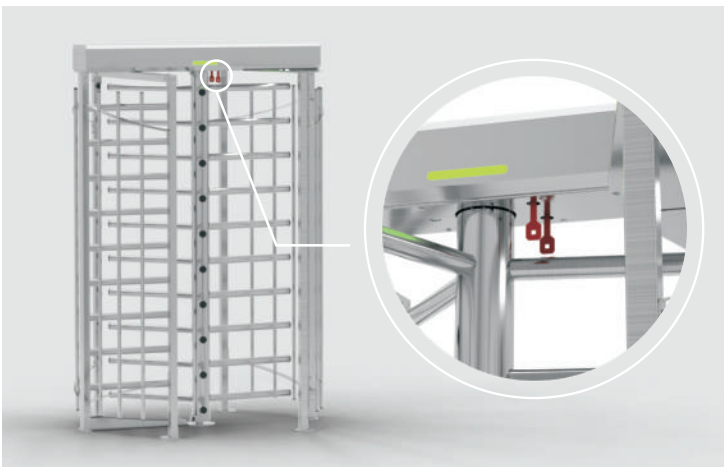
The remarkably smooth movement of the rotor after an initial push is a significant advantage, as it requires only minimal pressure to initiate rotation, and the rotor completes the movement cycle on its own.



for  
**StrongLock-EM**

## SILICONE DAMPER


Silicone damper located in the rotor ensures smooth operation. It provides quiet operation of the turnstile, making it an ideal choice for facilities where excessive noise needs to be avoided.



## MANUAL OVERRIDE KEY

The emergency override key for the turnstile is intended to manually unlock the turnstile in case of emergencies or power failure.

# OPTIONAL FEATURES



## TWIC WIRELESS CONTROL PANEL

TiSO TWIC wireless control panel has space saving 10" touch screen display and can be located at a reception desk or within security control areas.



## CANOPY/ROOF

A canopy or roof protect users and the turnstile mechanism from weather conditions, enhances reliability and user comfort, and extends the device's lifespan.



## INTEGRATION OF CUSTOMIZED ACS

Any access control systems up on request (e.g. RFID device, fingerprint, face recognition, barcode and QRcode reader).



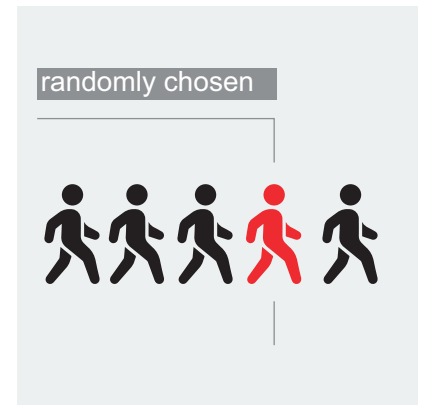
## LANE LIGHT

The lane light highlights the passage area of the turnstile, providing improved visibility in low-light conditions, enhancing user safety and comfort.



## EXIT BUTTON

A convenient option that allows you to organize an exit by using a touch free button.



## RANDOMIZER

This mechanism automatically randomly selects a person for verification, without the influence of the human factor.

# OPTIONAL FEATURES




## RFID READERS T-PROX MINI

Reader operates with 125 kHz cards, Mifare, Mifare Plus and mobile credentials U-Prox ID over NFC and over 2.4 GHz radio.



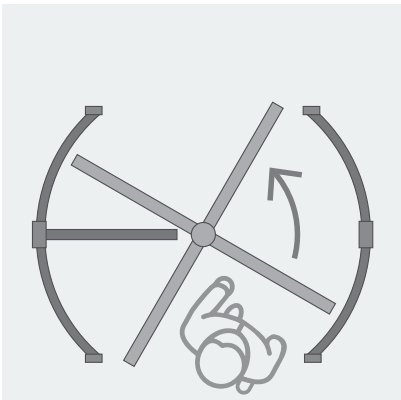
## EMERGENCY DOOR

A specialized exit that provides a quick and safe evacuation route in case of an emergency.



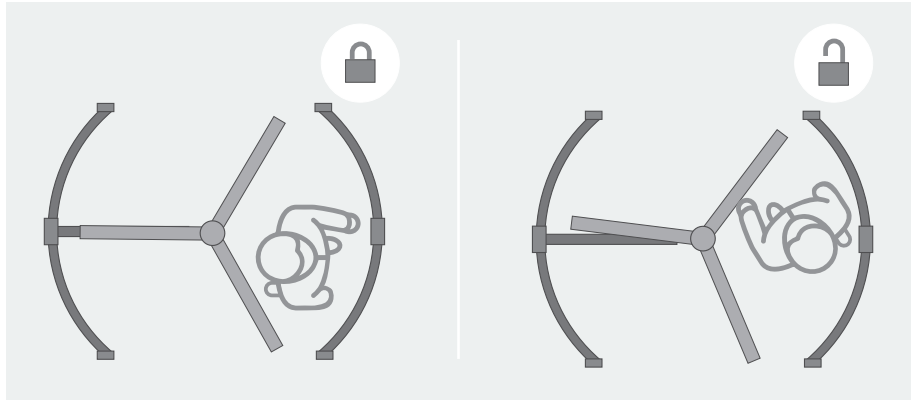
## PASS COUNTER

Automatically counts the number of passes for efficient tracking and management.



## AUTOROTATION (TOUCHLESS ENTRANCE / EXIT)

This allows automatic rotation of the turnstile rotor without physical contact, in response to the approaching movement of the user. This option is for turnstiles with StrongLock-Servo and TriServo mechanisms.



## AIRLOCK

This function of dual authorization involves two stages: the first authorization occurs upon entering the passage line, while the second stage of authorization takes place within the passage zone.

Only after the successful completion of the second authorization, the rotor rotates fully, allowing you to exit.



# OPTIONAL FEATURES



## GROUND FRAME FOR INSTALLATION

A structure used for the reliable installation of turnstiles on various surfaces. It ensures the stability and safety of the turnstile and also facilitates its installation and dismantling.



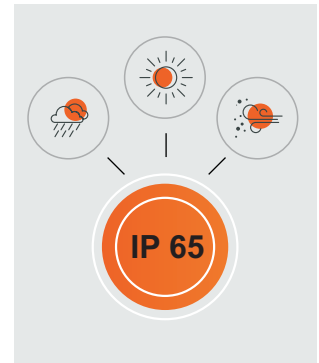
## MOBILE PLATFORM

Ensures quick temporary turnstile installation. As well as can be installed in areas where it is impossible to drill the floor.



## U-SHAPE ROTOR

U-shape Y-type (120°) rotor is applicable for all full-height turnstiles except Sesame Twin, and X-type (90°) rotor is applicable for all full-height turnstiles except Sesame Twin and Bicyclone.



## IP65


The IP65 level ensures that turnstile is protected against the penetration of solid and liquid parts such as dust and water. This makes it perfect for external installation and in harsh weather conditions.



## FAIL SAFE / FAIL SECURE (NO / NC)

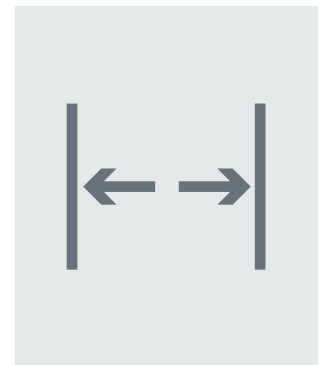
In a fail safe system, in the event of a malfunction or power failure, the turnstile automatically opens (rotor could be easily turned) or remains in the open passage mode.

In a fail secure system, in the event of a malfunction or power failure, the turnstile remains closed or locked. You can choose the option that best suits your needs.



## HEATING/ COOLING OPTIONS

Heating option is advised for climates with temperatures below -10°C. And cooling is advised for climates with temperatures above +40°C.



## PASSAGE WIDTH EXPANSION

Available for full-height turnstiles up to 900 mm is available, allowing for a wider entryway to accommodate varying access needs.